

A2 / KF

QUICK CUT KNURLING TOOLS

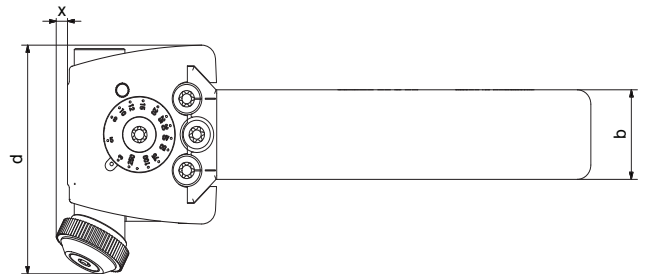
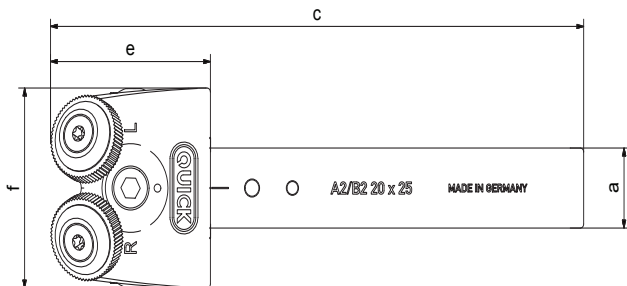
A2 tools are compatible with all current conventional and CNC-controlled lathes.



MODEL	PROD.-NO.	WORKPIECE \varnothing	KNURLING WHEEL mm (\varnothing x width x bore)
A2/KF 20x25	P669-0210	5 - 250 mm	21,5 x 5 x 8* (272)
A2/KF 25x25	P669-0211	5 - 250 mm	21,5 x 5 x 8* (272)



a	b	c	d	e	f	x
20	25	158	63,8	47,5	50	3,3
25	25	158	63,8	47,5	50	3,3

*DETAILS ABOUT KNURLING WHEELS (WHEEL PITCHES, TOOTH ANGLE ETC.) ARE LISTED ON PAGE 39.




RIGHT-HAND TOOL SHOWN
CUTTING SPEED AND FEED RATE INFORMATION, PAGE 43:

RGE45° (Cross):

-  1 x 15°R knurling wheel (cutting)
-  1 x 15°L knurling wheel (cutting)

RGE30° (Diamond):

-  2 x 90° knurling wheels (cutting) (AA)

